

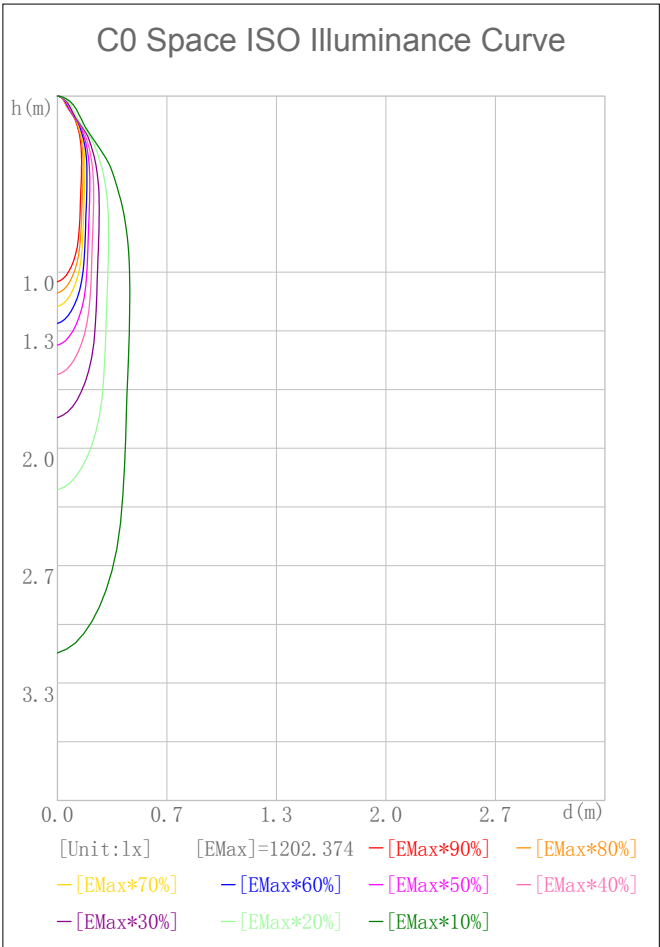
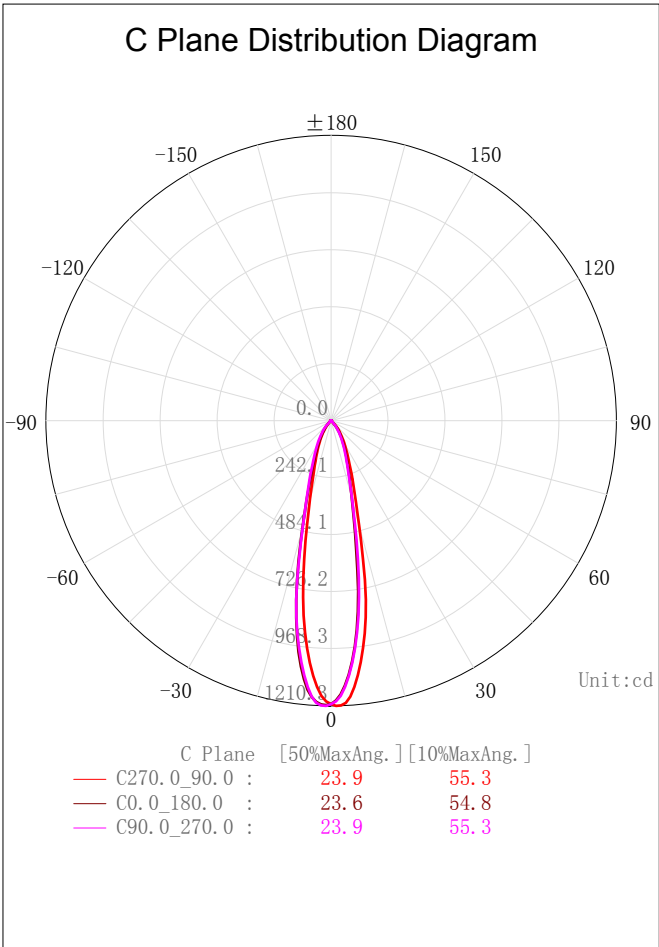
Indoor Luminaire Photometric Data

Description Information

Luminary Name:SD04-06-DW-01 2000-3000K RA95 24D	Lum. Catalog:	Test ID:01
Lamp Name:	Lamp Catalog: LED	Test Date:2021/05/06
Manufacture:Shenzhen Norming Lighting Co.Ltd	Shld.Ang(°):	Test Machine:GON-2000
Test Lab:Quality Department	Frequency (Hz):	Lamp CCT(K):Ra:
Lum. Size (W*L*H):0.050m*0.000m*0.000m	Lum. Area (m2):0.002	Lum. W (kg):0.000
Test System:C, γ	Test Step:C=90.0 γ=1.0	Temp. (°C):25
		Humidity(%):50.0

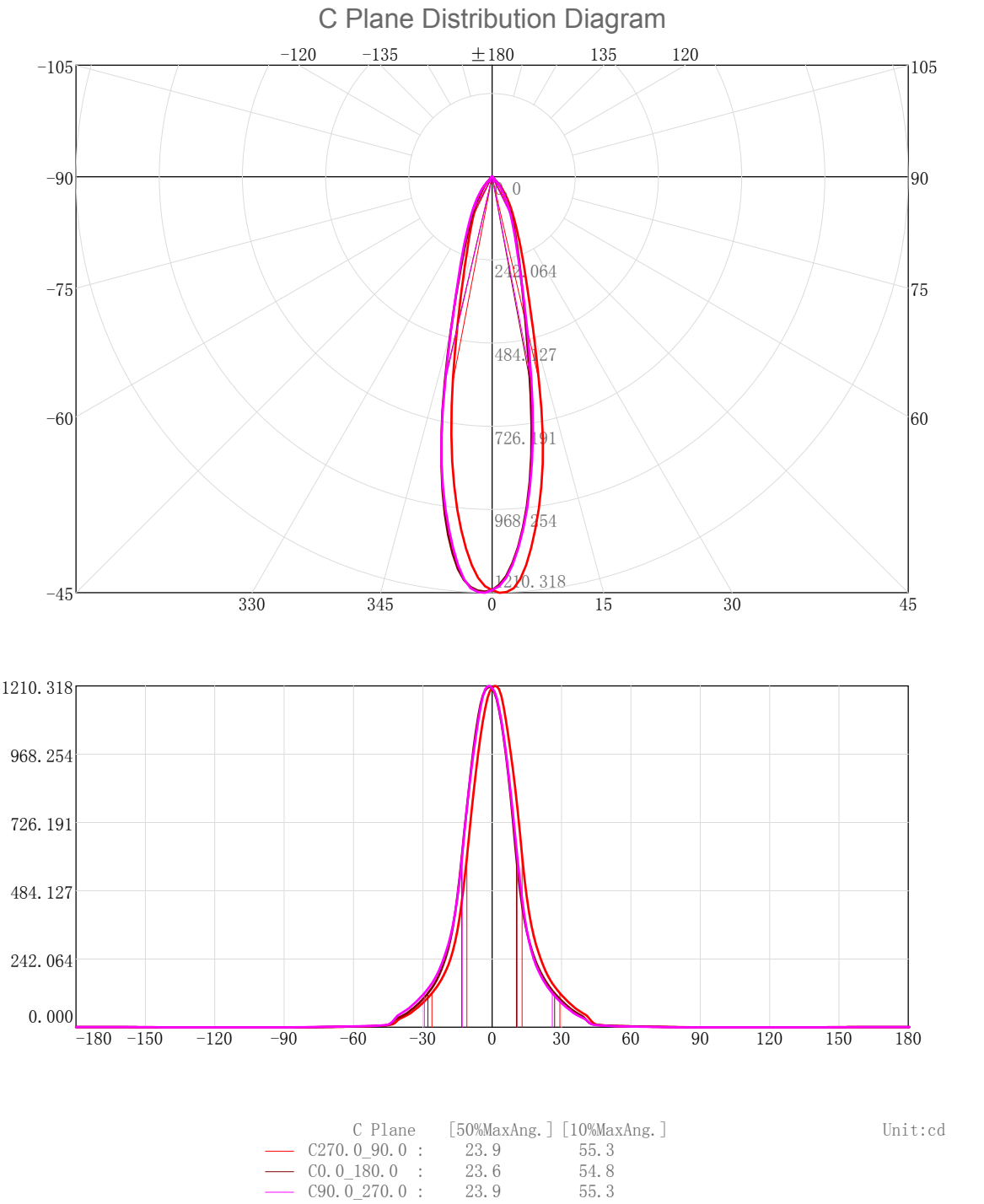
Character Parameter

Lamp Speciality Parameter	Luminaire Speciality Parameter	
Rated Flux(lm):335.880	Luminary Flux(lm):335.885	Field Angle(10%Imax):55.3(°)
Rated Power(W):	Luminary Efficiency:100.00%	Down Lumens&Percent:335.048lm 99.75%
Rated Voltage(V):	Luminary EER(lm/W):57.941	Up Lumens&Percent:0.837lm 0.25%
Tested Power(W):5.797	Max. Candela(cd):1210.318	S/MH:C0_a180=0.403 C90_270=0.408
Lamps' Inside:1	Max Cand@Ang. (°):C=270.0 γ=1.0	CIE Type:Semi-Direct
Tested Electrics (V, A, pf):240.3, 0.028, 0.860	Beam Angle(50%Imax):23.9(°)	ErP Φ use(90°):323.142lm
Lamp Size (W*L*H):0.050m*0.000m*0.000m	Left=-10.9°, Right=13.0°	IRF(%):801.081



2D Plane Light Intensity Distribution Curve

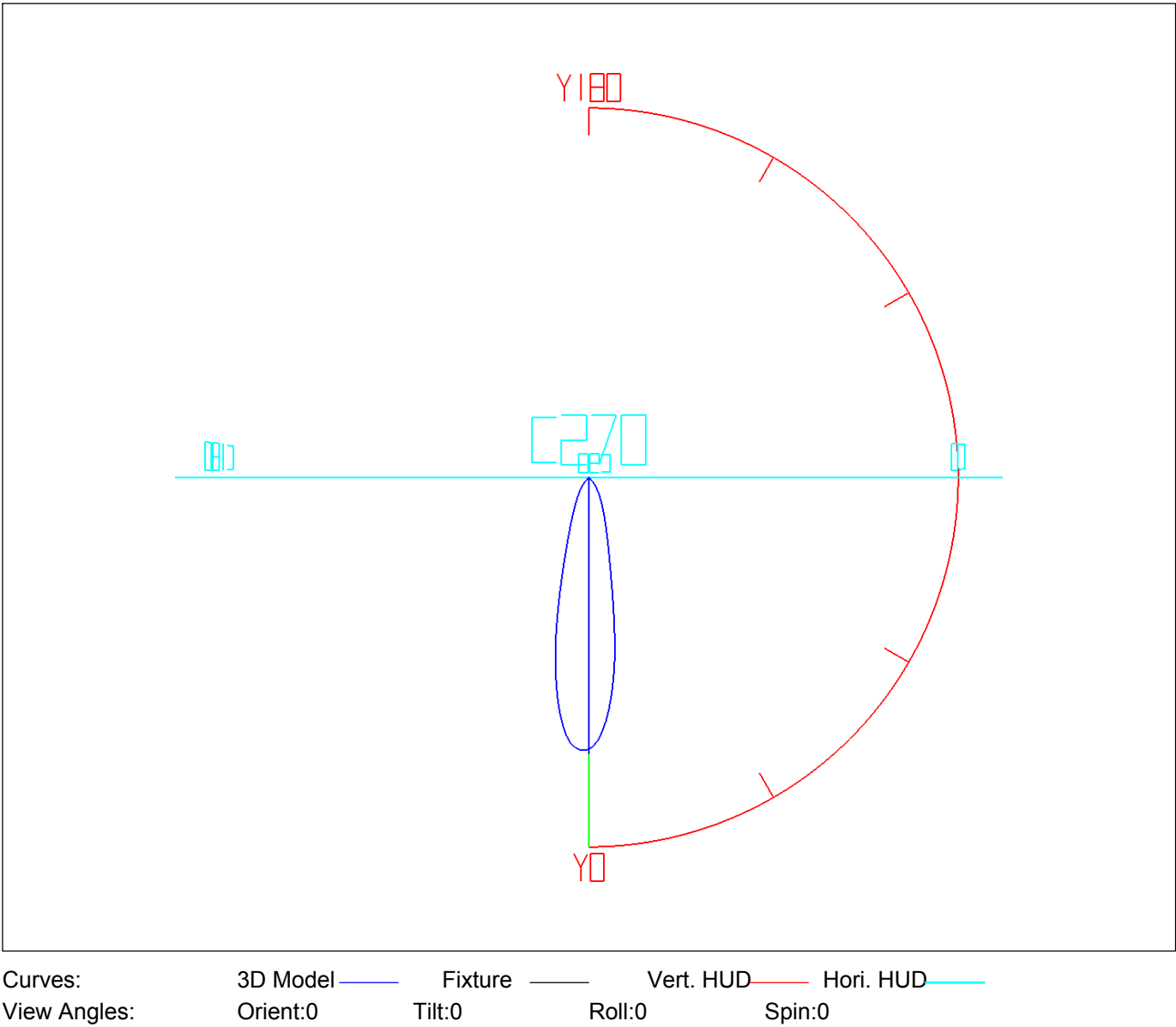
Lum. Name: SD04-06-DW-01 2000-3000K RA95 24D	Lum. Catalog:	Test ID: 01
Lamp Name:	Lamp Catalog: LED	Test Lab: Quality Department
Manufacture: Shenzhen Norming Lighting Co.Ltd	Test Machine:GON-2000	Test Date: 2021/05/06



3D Light Intensity Distribution Modal

Lum. Name: SD04-06-DW-01 2000-3000K RA95 24D	Lum. Catelog:	Test ID: 01
Lamp Name:	Lamp Catelog: LED	Test Lab: Quality Department
Manufacture: Shenzhen Norming Lighting Co.Ltd	Test Machine:GON-2000	Test Date: 2021/05/06

3D Light Intensity Distribution Modal



Zonal Flux Tabulation

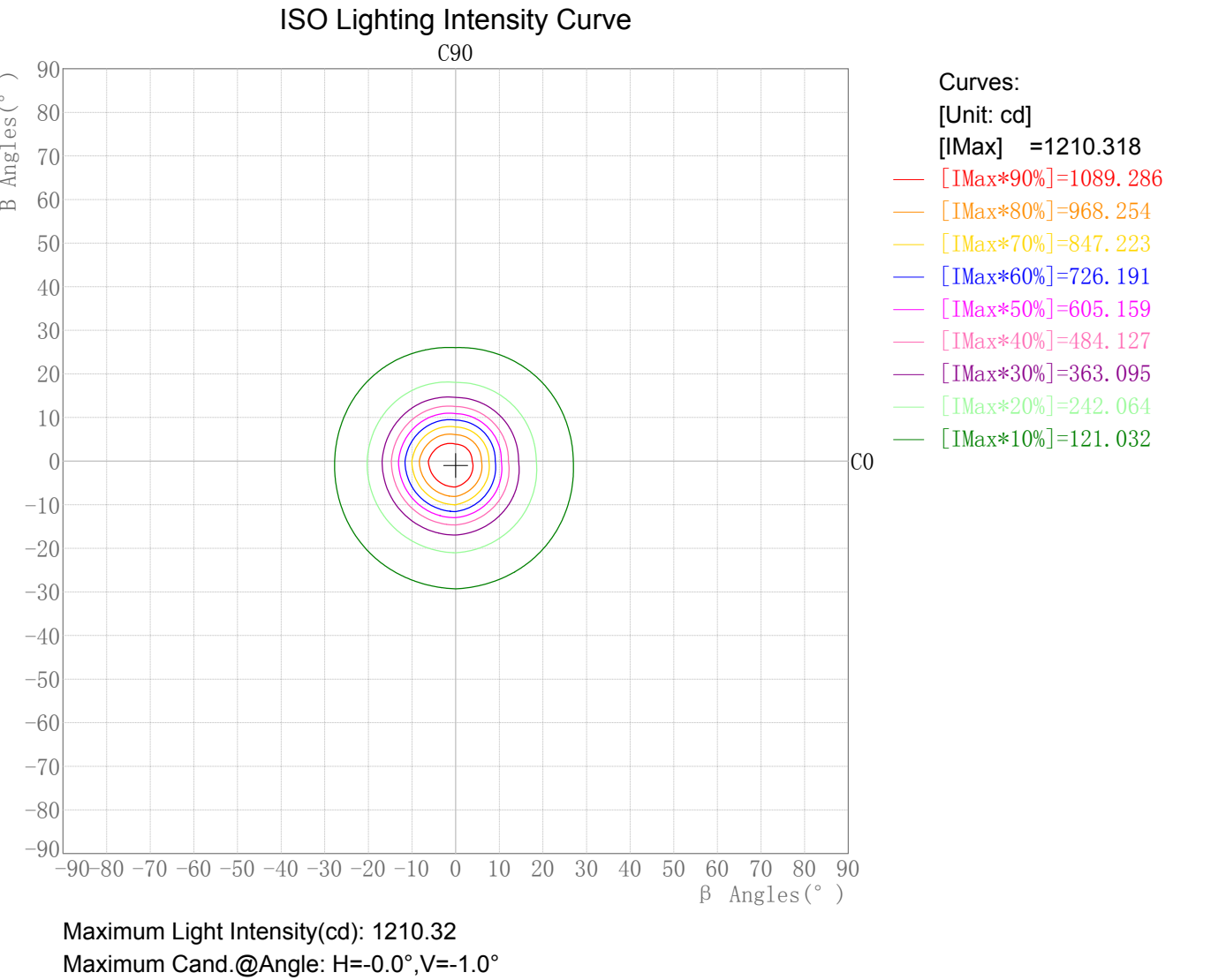
Zone(γ)	Zone Flux (lm)	Sums Flux (lm)	Zone%Lamp	Sums%Lamp	Zone(γ)	Zone Flux (lm)	Sums Flux (lm)	Zone%Lamp	Sums%Lamp
0.0-1.0	1.15	1.15	0.34	0.34	47.0-48.0	0.54	326.83	0.16	97.30
1.0-2.0	3.42	4.57	1.02	1.36	48.0-49.0	0.51	327.33	0.15	97.46
2.0-3.0	5.62	10.19	1.67	3.03	49.0-50.0	0.47	327.81	0.14	97.60
3.0-4.0	7.67	17.86	2.28	5.32	50.0-51.0	0.44	328.25	0.13	97.73
4.0-5.0	9.52	27.37	2.83	8.15	51.0-52.0	0.42	328.67	0.12	97.85
5.0-6.0	11.11	38.49	3.31	11.46	52.0-53.0	0.39	329.06	0.12	97.97
6.0-7.0	12.42	50.91	3.70	15.16	53.0-54.0	0.38	329.44	0.11	98.08
7.0-8.0	13.42	64.33	4.00	19.15	54.0-55.0	0.36	329.80	0.11	98.19
8.0-9.0	14.08	78.41	4.19	23.34	55.0-56.0	0.35	330.15	0.10	98.29
9.0-10.0	14.37	92.78	4.28	27.62	56.0-57.0	0.34	330.49	0.10	98.39
10.0-11.0	14.30	107.08	4.26	31.88	57.0-58.0	0.32	330.81	0.10	98.49
11.0-12.0	13.93	121.01	4.15	36.03	58.0-59.0	0.31	331.12	0.09	98.58
12.0-13.0	13.32	134.33	3.97	39.99	59.0-60.0	0.30	331.42	0.09	98.67
13.0-14.0	12.57	146.91	3.74	43.74	60.0-61.0	0.29	331.71	0.09	98.76
14.0-15.0	11.81	158.72	3.52	47.25	61.0-62.0	0.28	331.99	0.08	98.84
15.0-16.0	11.10	169.82	3.31	50.56	62.0-63.0	0.26	332.25	0.08	98.92
16.0-17.0	10.46	180.29	3.11	53.68	63.0-64.0	0.25	332.50	0.08	98.99
17.0-18.0	9.89	190.17	2.94	56.62	64.0-65.0	0.24	332.74	0.07	99.07
18.0-19.0	9.38	199.55	2.79	59.41	65.0-66.0	0.23	332.97	0.07	99.13
19.0-20.0	8.92	208.47	2.66	62.07	66.0-67.0	0.22	333.19	0.07	99.20
20.0-21.0	8.51	216.98	2.53	64.60	67.0-68.0	0.21	333.40	0.06	99.26
21.0-22.0	8.12	225.11	2.42	67.02	68.0-69.0	0.20	333.60	0.06	99.32
22.0-23.0	7.75	232.86	2.31	69.33	69.0-70.0	0.19	333.78	0.06	99.38
23.0-24.0	7.40	240.26	2.20	71.53	70.0-71.0	0.17	333.96	0.05	99.43
24.0-25.0	7.07	247.34	2.11	73.64	71.0-72.0	0.16	334.11	0.05	99.47
25.0-26.0	6.76	254.10	2.01	75.65	72.0-73.0	0.15	334.26	0.04	99.52
26.0-27.0	6.45	260.55	1.92	77.57	73.0-74.0	0.13	334.39	0.04	99.56
27.0-28.0	6.15	266.70	1.83	79.40	74.0-75.0	0.12	334.51	0.04	99.59
28.0-29.0	5.85	272.55	1.74	81.14	75.0-76.0	0.11	334.62	0.03	99.62
29.0-30.0	5.56	278.11	1.65	82.80	76.0-77.0	0.09	334.71	0.03	99.65
30.0-31.0	5.27	283.37	1.57	84.37	77.0-78.0	0.08	334.79	0.02	99.67
31.0-32.0	4.97	288.35	1.48	85.85	78.0-79.0	0.07	334.85	0.02	99.69
32.0-33.0	4.67	293.02	1.39	87.24	79.0-80.0	0.05	334.91	0.02	99.71
33.0-34.0	4.37	297.39	1.30	88.54	80.0-81.0	0.04	334.95	0.01	99.72
34.0-35.0	4.06	301.45	1.21	89.75	81.0-82.0	0.03	334.98	0.01	99.73
35.0-36.0	3.75	305.20	1.12	90.86	82.0-83.0	0.02	335.01	0.01	99.74
36.0-37.0	3.46	308.66	1.03	91.90	83.0-84.0	0.02	335.02	0.01	99.74
37.0-38.0	3.21	311.87	0.96	92.85	84.0-85.0	0.01	335.04	0.00	99.75
38.0-39.0	2.97	314.84	0.88	93.74	85.0-86.0	0.01	335.04	0.00	99.75
39.0-40.0	2.72	317.56	0.81	94.55	86.0-87.0	0.00	335.05	0.00	99.75
40.0-41.0	2.38	319.94	0.71	95.25	87.0-88.0	0.00	335.05	0.00	99.75
41.0-42.0	1.93	321.87	0.57	95.83	88.0-89.0	0.00	335.05	0.00	99.75
42.0-43.0	1.43	323.30	0.43	96.25	89.0-90.0	0.00	335.05	0.00	99.75
43.0-44.0	1.02	324.31	0.30	96.56	90.0-91.0	0.00	335.05	0.00	99.75
44.0-45.0	0.76	325.08	0.23	96.78	91.0-92.0	0.00	335.05	0.00	99.75
45.0-46.0	0.63	325.71	0.19	96.97	92.0-93.0	0.00	335.05	0.00	99.75
46.0-47.0	0.58	326.29	0.17	97.14	93.0-94.0	0.00	335.05	0.00	99.75

Zonal Flux Tabulation - (Cont.)

Zone(γ)	Zone Flux (lm)	Sums Flux (lm)	Zone%Lamp	Sums%Lamp	Zone(γ)	Zone Flux (lm)	Sums Flux (lm)	Zone%Lamp	Sums%Lamp
94.0-95.0	0.00	335.05	0.00	99.75	141.0-142.0	0.00	335.05	0.00	99.75
95.0-96.0	0.00	335.05	0.00	99.75	142.0-143.0	0.00	335.05	0.00	99.75
96.0-97.0	0.00	335.05	0.00	99.75	143.0-144.0	0.01	335.06	0.00	99.76
97.0-98.0	0.00	335.05	0.00	99.75	144.0-145.0	0.01	335.07	0.00	99.76
98.0-99.0	0.00	335.05	0.00	99.75	145.0-146.0	0.02	335.09	0.00	99.76
99.0-100.0	0.00	335.05	0.00	99.75	146.0-147.0	0.02	335.11	0.01	99.77
100.0-101.0	0.00	335.05	0.00	99.75	147.0-148.0	0.02	335.13	0.01	99.78
101.0-102.0	0.00	335.05	0.00	99.75	148.0-149.0	0.03	335.16	0.01	99.78
102.0-103.0	0.00	335.05	0.00	99.75	149.0-150.0	0.03	335.19	0.01	99.79
103.0-104.0	0.00	335.05	0.00	99.75	150.0-151.0	0.03	335.22	0.01	99.80
104.0-105.0	0.00	335.05	0.00	99.75	151.0-152.0	0.03	335.25	0.01	99.81
105.0-106.0	0.00	335.05	0.00	99.75	152.0-153.0	0.03	335.28	0.01	99.82
106.0-107.0	0.00	335.05	0.00	99.75	153.0-154.0	0.03	335.31	0.01	99.83
107.0-108.0	0.00	335.05	0.00	99.75	154.0-155.0	0.03	335.35	0.01	99.84
108.0-109.0	0.00	335.05	0.00	99.75	155.0-156.0	0.03	335.38	0.01	99.85
109.0-110.0	0.00	335.05	0.00	99.75	156.0-157.0	0.03	335.42	0.01	99.86
110.0-111.0	0.00	335.05	0.00	99.75	157.0-158.0	0.03	335.45	0.01	99.87
111.0-112.0	0.00	335.05	0.00	99.75	158.0-159.0	0.03	335.49	0.01	99.88
112.0-113.0	0.00	335.05	0.00	99.75	159.0-160.0	0.03	335.52	0.01	99.89
113.0-114.0	0.00	335.05	0.00	99.75	160.0-161.0	0.03	335.55	0.01	99.90
114.0-115.0	0.00	335.05	0.00	99.75	161.0-162.0	0.03	335.58	0.01	99.91
115.0-116.0	0.00	335.05	0.00	99.75	162.0-163.0	0.03	335.61	0.01	99.92
116.0-117.0	0.00	335.05	0.00	99.75	163.0-164.0	0.03	335.64	0.01	99.93
117.0-118.0	0.00	335.05	0.00	99.75	164.0-165.0	0.03	335.67	0.01	99.94
118.0-119.0	0.00	335.05	0.00	99.75	165.0-166.0	0.03	335.70	0.01	99.95
119.0-120.0	0.00	335.05	0.00	99.75	166.0-167.0	0.03	335.72	0.01	99.95
120.0-121.0	0.00	335.05	0.00	99.75	167.0-168.0	0.02	335.75	0.01	99.96
121.0-122.0	0.00	335.05	0.00	99.75	168.0-169.0	0.02	335.77	0.01	99.97
122.0-123.0	0.00	335.05	0.00	99.75	169.0-170.0	0.02	335.79	0.01	99.97
123.0-124.0	0.00	335.05	0.00	99.75	170.0-171.0	0.02	335.81	0.01	99.98
124.0-125.0	0.00	335.05	0.00	99.75	171.0-172.0	0.02	335.82	0.00	99.98
125.0-126.0	0.00	335.05	0.00	99.75	172.0-173.0	0.01	335.84	0.00	99.99
126.0-127.0	0.00	335.05	0.00	99.75	173.0-174.0	0.01	335.85	0.00	99.99
127.0-128.0	0.00	335.05	0.00	99.75	174.0-175.0	0.01	335.86	0.00	99.99
128.0-129.0	0.00	335.05	0.00	99.75	175.0-176.0	0.01	335.87	0.00	100.00
129.0-130.0	0.00	335.05	0.00	99.75	176.0-177.0	0.01	335.88	0.00	100.00
130.0-131.0	0.00	335.05	0.00	99.75	177.0-178.0	0.00	335.88	0.00	100.00
131.0-132.0	0.00	335.05	0.00	99.75	178.0-179.0	0.00	335.88	0.00	100.00
132.0-133.0	0.00	335.05	0.00	99.75	179.0-180.0	0.00	335.88	0.00	100.00
133.0-134.0	0.00	335.05	0.00	99.75					
134.0-135.0	0.00	335.05	0.00	99.75					
135.0-136.0	0.00	335.05	0.00	99.75					
136.0-137.0	0.00	335.05	0.00	99.75					
137.0-138.0	0.00	335.05	0.00	99.75					
138.0-139.0	0.00	335.05	0.00	99.75					
139.0-140.0	0.00	335.05	0.00	99.75					
140.0-141.0	0.00	335.05	0.00	99.75					

Rectangle ISO Lighting Intensity Diagram

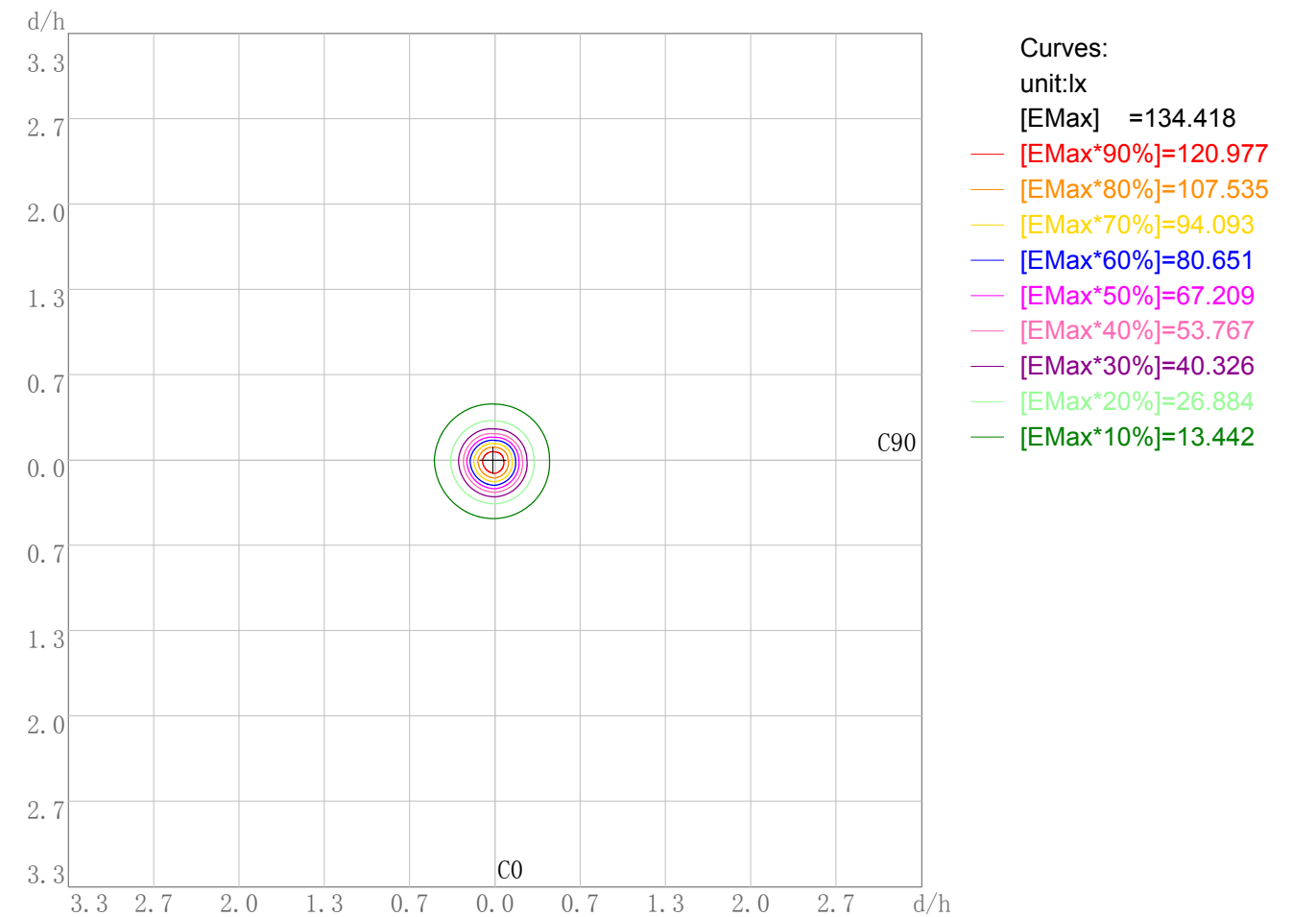
Lum. Name: SD04-06-DW-01 2000-3000K RA95 24D	Lum. Catalog:	Test ID: 01
Lamp Name:	Lamp Catalog: LED	Test Lab: Quality Department
Manufacture: Shenzhen Norming Lighting Co.Ltd	Test Machine:GON-2000	Test Date: 2021/05/06



Plane ISO-Illuminance Diagram

Lum. Name: SD04-06-DW-01 2000-3000K RA95 24D	Lum. Catalog:	Test ID: 01
Lamp Name:	Lamp Catalog: LED	Test Lab: Quality Department
Manufacture: Shenzhen Norming Lighting Co.Ltd	Test Machine:GON-2000	Test Date: 2021/05/06

Plane ISO-Illuminance Curve



Working Plane Luminaire Mounting Height(m): 3.00
Working Plane Maximum Illuminance(lx): 134.42
Working Plane Maximum Illuminance Position(d/h):H-0.0 V-0.0

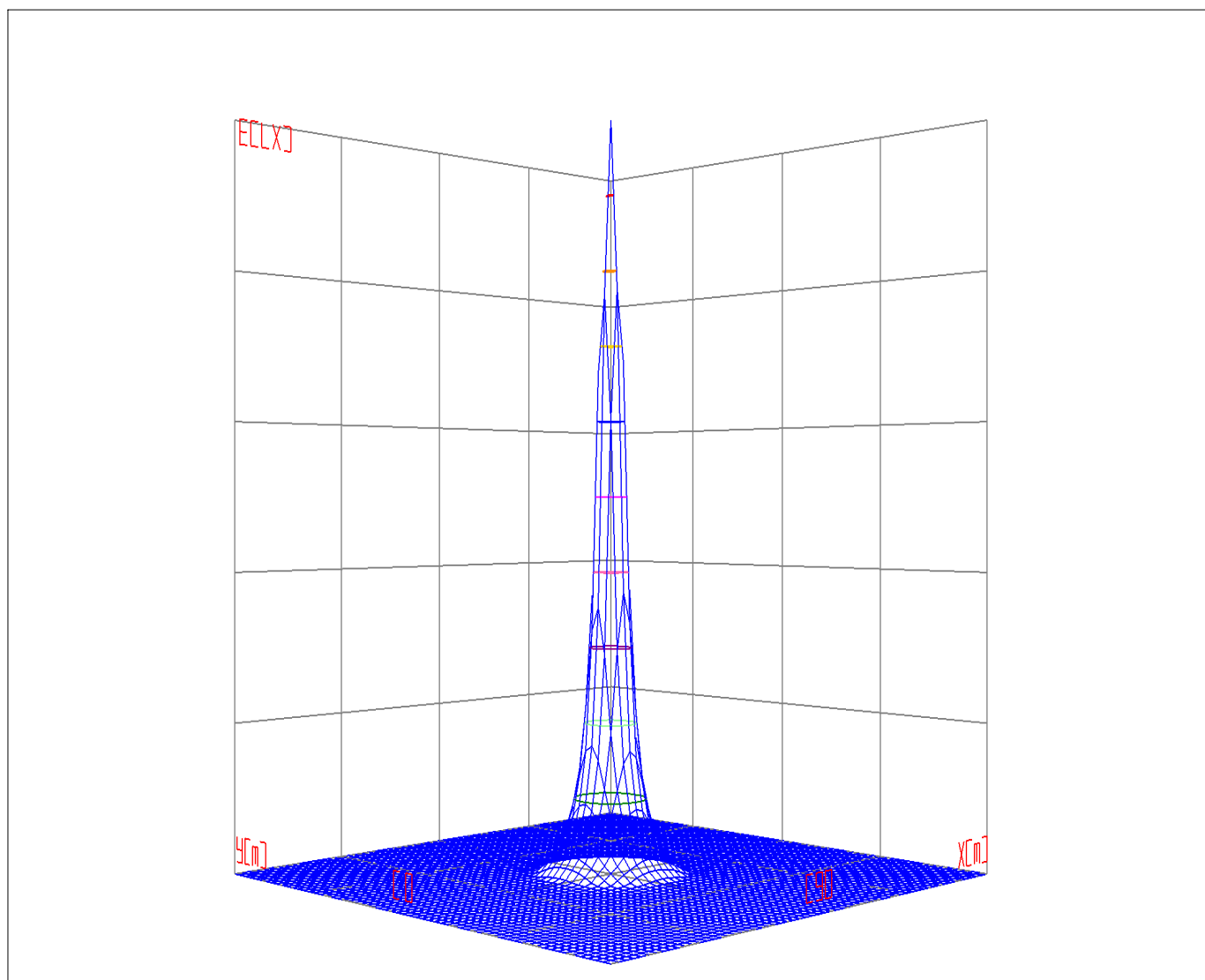
IES Indoor Report

Photometric Filename:SD04-06-DW-01 2000-3000K RA95 24D.IES

3D Plane ISO Illuminance Diagram

Lum. Name: SD04-06-DW-01 2000-3000K RA95 24D	Lum. Catalog:	Test ID: 01
Lamp Name:	Lamp Catalog: LED	Test Lab: Quality Department
Manufacture: Shenzhen Norming Lighting Co.Ltd	Test Machine:GON-2000	Test Date: 2021/05/06

3D Plane Illuminance Modal

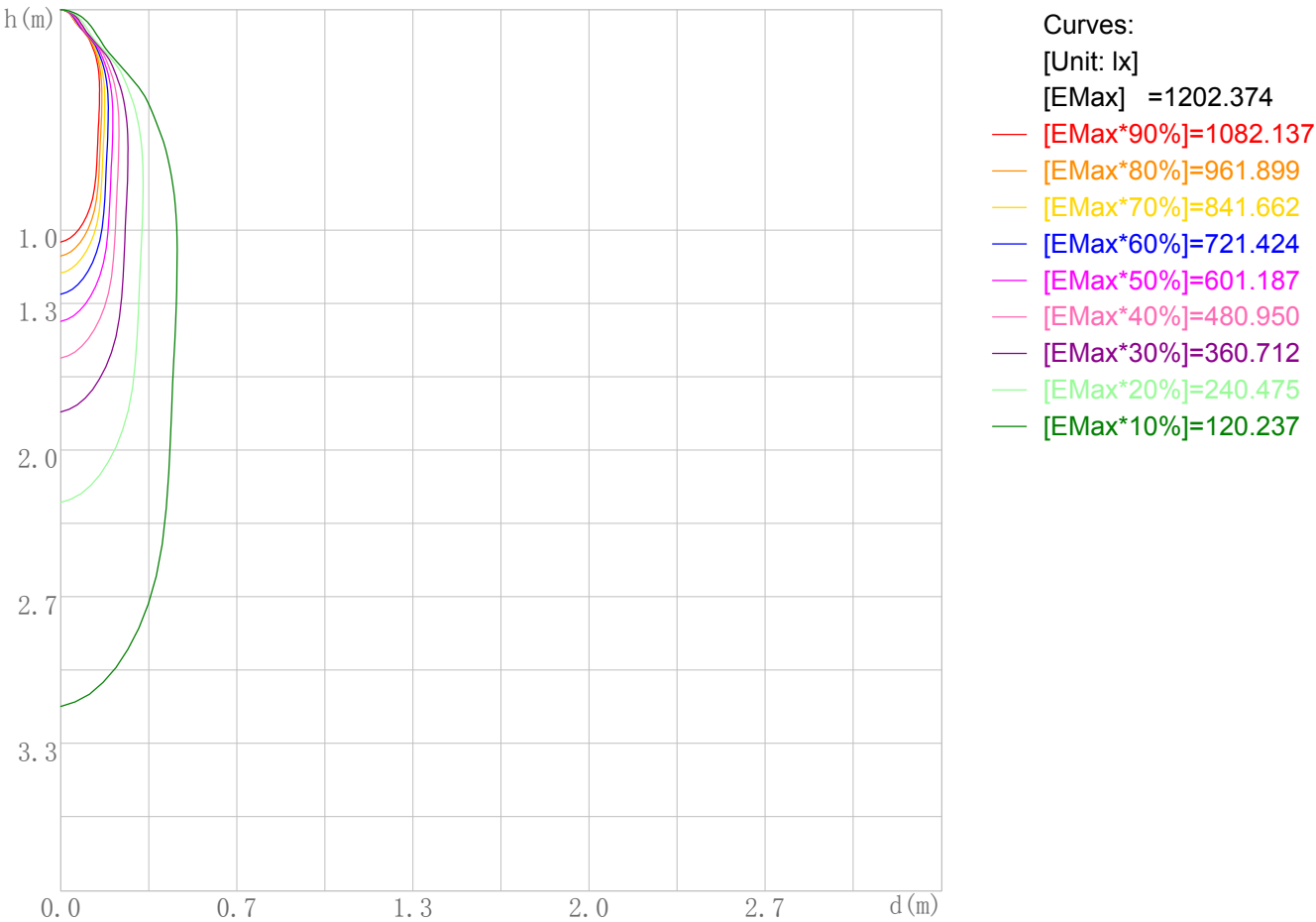


Curves: 3D Model — 90% — 80% — 70% — 60% — 50% — 40% — 30% — 20% — 10% —
View Angles(deg): 0 Height(m): 3.0 Distance(m): 10.0

Space ISO Illuminance Diagram

Lum. Name: SD04-06-DW-01 2000-3000K RA95 24D	Lum. Catalog:	Test ID: 01
Lamp Name:	Lamp Catalog: LED	Test Lab: Quality Department
Manufacture: Shenzhen Norming Lighting Co.Ltd	Test Machine:GON-2000	Test Date: 2021/05/06

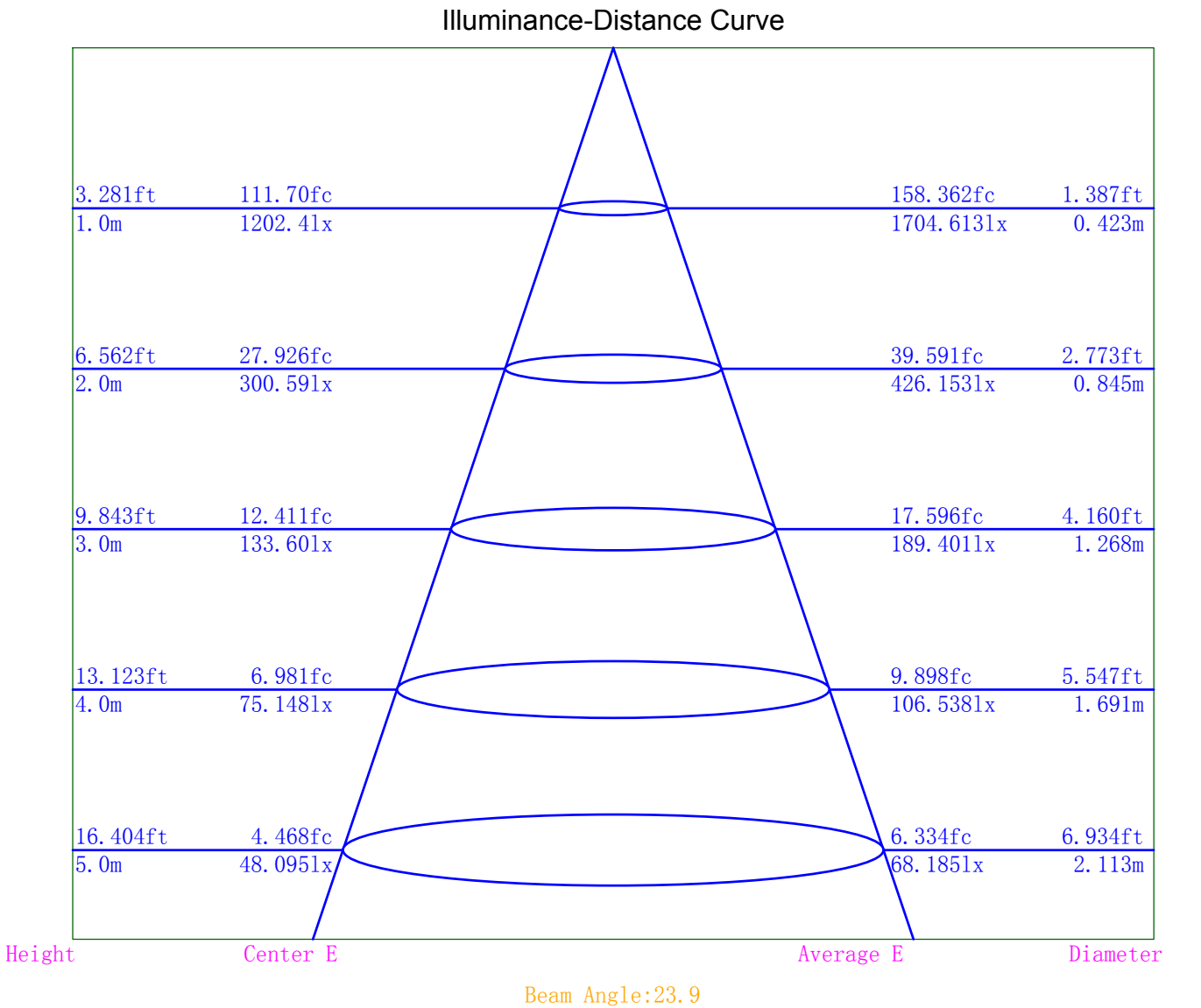
Space ISO Illuminance Curve



Space Plane Maximum Illuminance and @Angle:1202.37lx,0.0deg
Plane Maximum Lighting Intensity and @Angle:1202.374cd,0deg

Illuminance-Distance Diagram

Lum. Name: SD04-06-DW-01 2000-3000K RA95 24D	Lum. Catalog:	Test ID: 01
Lamp Name:	Lamp Catalog: LED	Test Lab: Quality Department
Manufacture: Shenzhen Norming Lighting Co.Ltd	Test Machine:GON-2000	Test Date: 2021/05/06



Indoor Luminance Limiting Curves

Lum. Name: SD04-06-DW-01 2000-3000K RA95 24D	Lum. Catalog:	Test ID: 01
Lamp Name:	Lamp Catalog: LED	Test Lab: Quality Department
Manufacture: Shenzhen Norming Lighting Co.Ltd	Test Machine:GON-2000	Test Date: 2021/05/06

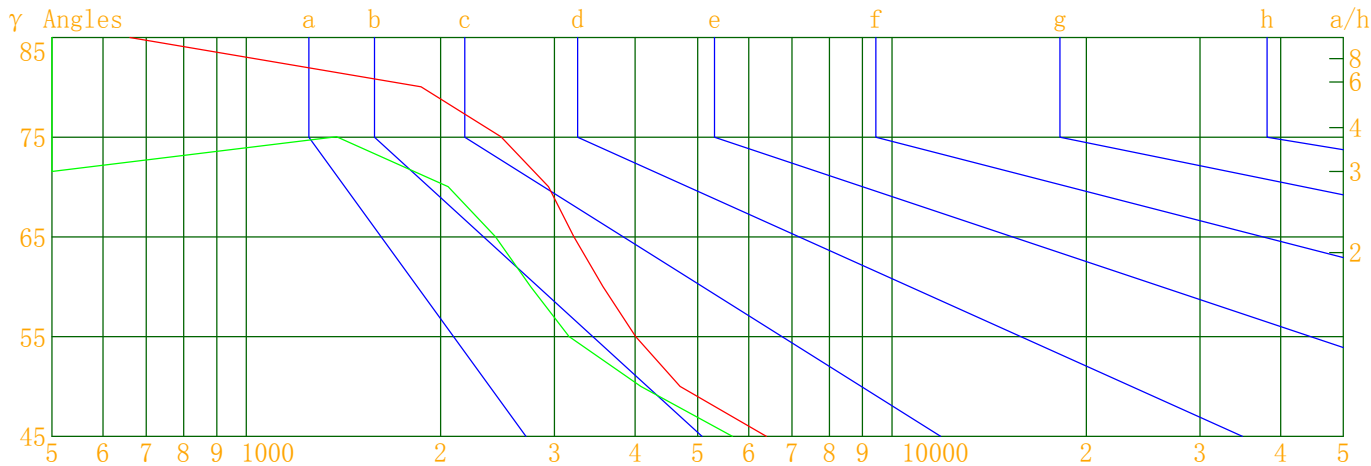
Glare Grade Table

GI	Quality	Using Illuminance							
1.15	A	2000	1000	500	<=300				
1.5	B		2000	1000	500	<=300			
1.85	C			2000	1000	500	<=300		
2.2	D				2000	1000	500	<=300	
2.55	E	a				2000	1000	500	<=300
			b	c	d	e	f	g	h

Luminance Table

Gama(deg)	45	50	55	60	65	70	75	80	85
C0	6389	4696	4007	3567	3215	2938	2479	1865	660
C90	5660	4084	3161	2756	2431	2053	1379	323	0

Luminance Limiting Curve



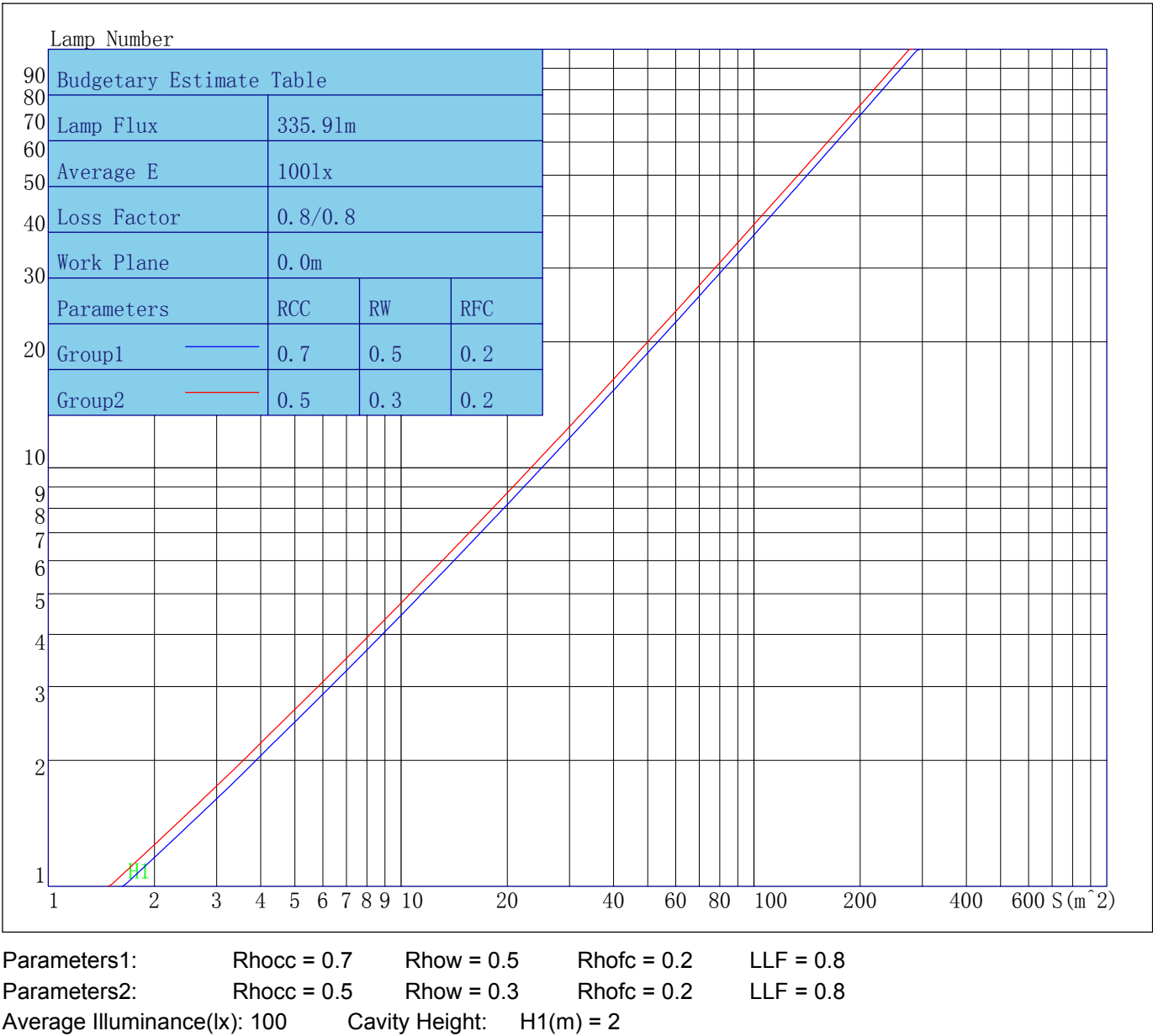
Luminous Size: Length(m)=0.000 Width(m)=-0.050 Height(m)=0.000 Area(m^2)=0.001963

Luminous Type: Without Luminous Side

Luminous Curves: C0-C180 Color: C90-C270 Color:

Indoor Budgetary Estimate Table

Lum. Name: SD04-06-DW-01 2000-3000K RA95 24D	Lum. Catalog:	Test ID: 01
Lamp Name:	Lamp Catalog: LED	Test Lab: Quality Department
Manufacture: Shenzhen Norming Lighting Co.Ltd	Test Machine:GON-2000	Test Date: 2021/05/06



Indoor Coefficient of Utilization Table

Lum. Name: SD04-06-DW-01 2000-3000K RA95 24D	Lum. Catelog:	Test ID: 01
Lamp Name:	Lamp Catelog: LED	Test Lab: Quality Department
Manufacture: Shenzhen Norming Lighting Co.Ltd	Test Machine:GON-2000	Test Date: 2021/05/06

Coefficients of Utilization - Zonal Cavity Method																		
Coef.	Effective Floor Cavity Reflectance RFC=0.20																	
RhoCC (%)	80				70				50			30			10			0
RhoW (%)	70	50	30	10	70	50	30	10	50	30	10	50	30	10	50	30	10	0
RCR	Coefficient of Utilization(%)																	
0	119	119	119	119	116	116	116	116	111	111	111	106	106	106	102	102	102	100
1	114	112	110	108	112	110	108	106	106	104	103	102	101	100	98	97	97	95
2	110	105	102	99	107	104	101	98	100	98	96	98	95	94	95	93	92	90
3	105	100	96	92	103	98	95	91	96	93	90	93	91	89	91	89	87	86
4	101	95	90	87	99	94	89	86	92	88	85	90	87	84	88	85	83	82
5	97	90	85	82	96	89	85	81	88	84	81	86	83	80	85	82	79	78
6	94	86	81	78	92	86	81	77	84	80	77	83	79	76	82	78	76	75
7	90	83	78	74	89	82	77	74	81	77	74	80	76	73	79	75	73	72
8	87	79	74	71	86	79	74	71	78	74	71	77	73	70	76	73	70	69
9	84	76	71	68	83	76	71	68	75	71	68	74	70	68	73	70	67	66
10	81	74	69	66	81	73	69	66	72	68	65	72	68	65	71	68	65	64

Unified Glare Rating Table

Lum. Name: SD04-06-DW-01 2000-3000K RA95 24D	Lum. Catelog:	Test ID: 01
Lamp Name:	Lamp Catelog: LED	Test Lab: Quality Department
Manufacture: Shenzhen Norming Lighting Co.Ltd	Test Machine:GON-2000	Test Date: 2021/05/06

Unified Glare Rating Table

Ceiling RCC	0.70	0.70	0.50	0.50	0.30	0.70	0.70	0.50	0.50	0.30
Wall RW	0.50	0.30	0.50	0.30	0.30	0.50	0.30	0.50	0.30	0.30
Floor RFC	0.20	0.20	0.20	0.20	0.20	0.20	0.20	0.20	0.20	0.20
Room Size	Vewed crosswise					Vewed endwise				
X=2H Y=2H	14.7	15.6	15.0	15.9	16.3	13.9	14.9	14.3	15.2	15.5
	14.8	15.6	15.1	15.9	16.3	13.9	14.8	14.3	15.1	15.5
	14.8	15.6	15.2	15.9	16.3	13.9	14.7	14.3	15.0	15.4
	14.8	15.5	15.2	15.9	16.3	13.8	14.5	14.2	14.9	15.3
	14.7	15.4	15.2	15.8	16.2	13.7	14.4	14.2	14.8	15.2
	14.7	15.3	15.1	15.7	16.1	13.7	14.3	14.1	14.7	15.1
X=4H Y=2H	14.5	15.3	14.9	15.6	16.0	13.8	14.5	14.2	14.9	15.3
	14.7	15.3	15.1	15.7	16.1	13.8	14.5	14.2	14.9	15.3
	14.8	15.3	15.2	15.8	16.2	13.8	14.4	14.2	14.8	15.3
	14.8	15.3	15.3	15.7	16.2	13.7	14.2	14.2	14.7	15.1
	14.7	15.2	15.2	15.7	16.1	13.6	14.1	14.1	14.6	15.0
	14.7	15.1	15.2	15.6	16.1	13.6	14.0	14.1	14.5	15.0
X=8H Y=4H	14.7	15.1	15.1	15.6	16.1	13.7	14.1	14.2	14.6	15.1
	14.7	15.1	15.2	15.6	16.1	13.6	14.0	14.1	14.5	15.0
	14.7	15.0	15.2	15.5	16.0	13.5	13.8	14.1	14.4	14.9
	14.7	14.9	15.2	15.4	16.0	13.5	13.7	14.0	14.3	14.8
X=12H Y=4H	14.6	15.0	15.1	15.5	16.0	13.6	14.0	14.1	14.5	15.0
	14.7	15.0	15.2	15.5	16.0	13.5	13.9	14.1	14.3	14.9
	14.7	14.9	15.2	15.4	16.0	13.5	13.8	14.0	14.3	14.8
Variations with the objerver position at spacings										
S=1.0H	0.7/-0.8					1.7/-2.4				
S=1.5H	1.3/-1.5					2.2/-3.4				
S=2.0H	1.5/-2.0					2.3/-3.9				
Reduced UGR Table:										
Nordic Standard Table:	BK0					BK0				
Correction Value	0.6					0.3				

o the CIE Pub.117, data has been corrected, refers to the lamp’s lumens 8.2flm.

Candela Tabulation

V/H	C0.0	C90.0	C180.0	C270.0
γ 0.0	1202.37	1202.37	1202.37	1202.37
γ 1.0	1187.03	1191.23	1206.83	1210.32
γ 2.0	1162.58	1167.61	1204.31	1208.75
γ 3.0	1125.51	1131.04	1194.89	1198.73
γ 4.0	1079.95	1084.68	1175.73	1173.37
γ 5.0	1025.04	1031.36	1145.01	1134.24
γ 6.0	963.54	971.87	1101.94	1085.86
γ 7.0	894.59	905.26	1050.21	1032.32
γ 8.0	818.38	834.86	990.76	974.95
γ 9.0	733.86	759.08	923.40	913.60
γ 10.0	644.12	678.54	849.21	847.80
γ 11.0	561.58	596.36	773.56	773.50
γ 12.0	489.79	519.70	694.74	689.65
γ 13.0	429.05	451.64	612.63	602.86
γ 14.0	379.59	392.73	535.11	525.63
γ 15.0	339.49	343.63	465.34	460.55
γ 16.0	306.63	303.64	405.88	406.17
γ 17.0	277.83	270.62	355.23	361.11
γ 18.0	252.99	242.94	313.14	324.42
γ 19.0	230.88	219.99	278.65	293.37
γ 20.0	211.38	200.50	249.27	266.29
γ 21.0	194.27	183.67	224.70	242.52
γ 22.0	179.22	168.61	203.15	221.00
γ 23.0	165.43	154.97	183.99	201.45
γ 24.0	153.14	142.63	167.58	184.79
γ 25.0	141.57	131.82	153.25	169.75
γ 26.0	130.78	121.38	140.40	156.60
γ 27.0	120.74	111.63	128.82	144.52
γ 28.0	111.32	102.54	118.19	133.80
γ 29.0	102.74	94.01	108.35	123.87
γ 30.0	94.54	86.22	99.27	114.46
γ 31.0	86.84	78.90	90.75	105.96
γ 32.0	79.62	71.47	82.99	97.66
γ 33.0	72.83	64.88	75.67	89.47
γ 34.0	65.47	58.79	68.57	82.14
γ 35.0	59.28	51.82	62.19	74.52
γ 36.0	53.84	46.56	54.91	67.50
γ 37.0	48.87	42.17	49.21	61.58
γ 38.0	44.15	37.99	44.44	56.25
γ 39.0	39.70	34.10	40.30	51.31
γ 40.0	33.19	30.30	36.40	46.51
γ 41.0	23.80	23.74	32.60	40.98
γ 42.0	16.21	15.86	27.25	31.70
γ 43.0	11.81	11.12	19.06	21.18
γ 44.0	9.85	8.89	12.39	13.68
γ 45.0	8.87	7.86	8.53	9.41
γ 46.0	8.13	7.14	6.84	8.17

Candela Tabulation - (Cont.)

V/H	C0.0	C90.0	C180.0	C270.0
γ 47.0	7.53	6.58	6.15	7.41
γ 48.0	6.99	6.11	5.64	6.87
γ 49.0	6.40	5.67	5.23	6.39
γ 50.0	5.93	5.16	4.84	5.93
γ 51.0	5.54	4.77	4.40	5.48
γ 52.0	5.24	4.24	4.05	5.10
γ 53.0	4.98	3.99	3.78	4.79
γ 54.0	4.74	3.77	3.58	4.56
γ 55.0	4.51	3.56	3.42	4.36
γ 56.0	4.29	3.37	3.26	4.17
γ 57.0	4.07	3.20	3.13	3.99
γ 58.0	3.86	3.02	2.98	3.81
γ 59.0	3.66	2.86	2.84	3.63
γ 60.0	3.50	2.71	2.69	3.45
γ 61.0	3.33	2.56	2.56	3.32
γ 62.0	3.16	2.41	2.43	3.16
γ 63.0	2.98	2.28	2.31	3.01
γ 64.0	2.82	2.14	2.18	2.86
γ 65.0	2.67	2.02	2.05	2.72
γ 66.0	2.52	1.88	1.94	2.59
γ 67.0	2.38	1.76	1.83	2.47
γ 68.0	2.24	1.64	1.72	2.35
γ 69.0	2.11	1.52	1.61	2.23
γ 70.0	1.97	1.38	1.49	2.11
γ 71.0	1.84	1.24	1.37	1.98
γ 72.0	1.68	1.10	1.23	1.83
γ 73.0	1.54	0.96	1.09	1.69
γ 74.0	1.39	0.83	0.96	1.56
γ 75.0	1.26	0.70	0.84	1.42
γ 76.0	1.12	0.58	0.71	1.29
γ 77.0	1.00	0.45	0.58	1.16
γ 78.0	0.87	0.33	0.46	1.04
γ 79.0	0.75	0.22	0.35	0.91
γ 80.0	0.64	0.11	0.24	0.79
γ 81.0	0.52	0.00	0.13	0.67
γ 82.0	0.42	0.00	0.04	0.56
γ 83.0	0.31	0.00	0.00	0.45
γ 84.0	0.22	0.00	0.00	0.35
γ 85.0	0.11	0.00	0.00	0.25
γ 86.0	0.02	0.00	0.00	0.16
γ 87.0	0.00	0.00	0.00	0.06
γ 88.0	0.00	0.00	0.00	0.00
γ 89.0	0.00	0.00	0.00	0.00
γ 90.0	0.00	0.00	0.00	0.00
γ 91.0	0.00	0.00	0.00	0.00
γ 92.0	0.00	0.00	0.00	0.00
γ 93.0	0.00	0.00	0.00	0.00

Candela Tabulation - (Cont.)

V/H	C0.0	C90.0	C180.0	C270.0
γ 94.0	0.00	0.00	0.00	0.00
γ 95.0	0.00	0.00	0.00	0.00
γ 96.0	0.00	0.00	0.00	0.00
γ 97.0	0.00	0.00	0.00	0.00
γ 98.0	0.00	0.00	0.00	0.00
γ 99.0	0.00	0.00	0.00	0.00
γ 100.0	0.00	0.00	0.00	0.00
γ 101.0	0.00	0.00	0.00	0.00
γ 102.0	0.00	0.00	0.00	0.00
γ 103.0	0.00	0.00	0.00	0.00
γ 104.0	0.00	0.00	0.00	0.00
γ 105.0	0.00	0.00	0.00	0.00
γ 106.0	0.00	0.00	0.00	0.00
γ 107.0	0.00	0.00	0.00	0.00
γ 108.0	0.00	0.00	0.00	0.00
γ 109.0	0.00	0.00	0.00	0.00
γ 110.0	0.00	0.00	0.00	0.00
γ 111.0	0.00	0.00	0.00	0.00
γ 112.0	0.00	0.00	0.00	0.00
γ 113.0	0.00	0.00	0.00	0.00
γ 114.0	0.00	0.00	0.00	0.00
γ 115.0	0.00	0.00	0.00	0.00
γ 116.0	0.00	0.00	0.00	0.00
γ 117.0	0.00	0.00	0.00	0.00
γ 118.0	0.00	0.00	0.00	0.00
γ 119.0	0.00	0.00	0.00	0.00
γ 120.0	0.00	0.00	0.00	0.00
γ 121.0	0.00	0.00	0.00	0.00
γ 122.0	0.00	0.00	0.00	0.00
γ 123.0	0.00	0.00	0.00	0.00
γ 124.0	0.00	0.00	0.00	0.00
γ 125.0	0.00	0.00	0.00	0.00
γ 126.0	0.00	0.00	0.00	0.00
γ 127.0	0.00	0.00	0.00	0.00
γ 128.0	0.00	0.00	0.00	0.00
γ 129.0	0.00	0.00	0.00	0.00
γ 130.0	0.00	0.00	0.00	0.00
γ 131.0	0.00	0.00	0.00	0.00
γ 132.0	0.00	0.00	0.00	0.00
γ 133.0	0.00	0.00	0.00	0.00
γ 134.0	0.00	0.00	0.00	0.00
γ 135.0	0.00	0.00	0.00	0.00
γ 136.0	0.00	0.00	0.00	0.00
γ 137.0	0.00	0.00	0.00	0.00
γ 138.0	0.00	0.00	0.00	0.00
γ 139.0	0.00	0.00	0.00	0.00
γ 140.0	0.00	0.00	0.00	0.00

Candela Tabulation - (Cont.)

V/H	C0.0	C90.0	C180.0	C270.0
γ 141.0	0.01	0.00	0.00	0.00
γ 142.0	0.08	0.00	0.01	0.03
γ 143.0	0.13	0.03	0.09	0.12
γ 144.0	0.21	0.09	0.16	0.18
γ 145.0	0.27	0.16	0.23	0.25
γ 146.0	0.35	0.23	0.30	0.31
γ 147.0	0.40	0.28	0.37	0.37
γ 148.0	0.47	0.34	0.44	0.43
γ 149.0	0.52	0.40	0.50	0.49
γ 150.0	0.56	0.44	0.55	0.55
γ 151.0	0.62	0.50	0.60	0.60
γ 152.0	0.66	0.54	0.65	0.64
γ 153.0	0.70	0.57	0.70	0.68
γ 154.0	0.74	0.62	0.75	0.72
γ 155.0	0.78	0.66	0.79	0.76
γ 156.0	0.81	0.69	0.82	0.79
γ 157.0	0.84	0.72	0.85	0.82
γ 158.0	0.87	0.74	0.88	0.85
γ 159.0	0.89	0.77	0.91	0.87
γ 160.0	0.92	0.79	0.93	0.89
γ 161.0	0.94	0.81	0.96	0.91
γ 162.0	0.96	0.82	0.97	0.92
γ 163.0	0.98	0.85	0.99	0.95
γ 164.0	0.99	0.86	1.01	0.96
γ 165.0	1.00	0.88	1.02	0.98
γ 166.0	1.01	0.90	1.03	0.98
γ 167.0	1.01	0.91	1.05	1.00
γ 168.0	1.02	0.92	1.05	1.01
γ 169.0	1.02	0.93	1.06	1.01
γ 170.0	1.02	0.93	1.06	1.01
γ 171.0	1.01	0.94	1.06	1.02
γ 172.0	1.01	0.94	1.05	1.01
γ 173.0	1.00	0.93	1.05	1.01
γ 174.0	1.00	0.95	1.04	1.00
γ 175.0	1.01	0.95	1.03	1.01
γ 176.0	1.01	0.95	1.03	1.01
γ 177.0	1.02	0.97	1.02	1.02
γ 178.0	1.01	0.97	1.02	1.02
γ 179.0	1.02	0.97	1.02	1.02
γ 180.0	1.01	1.01	1.01	1.01